

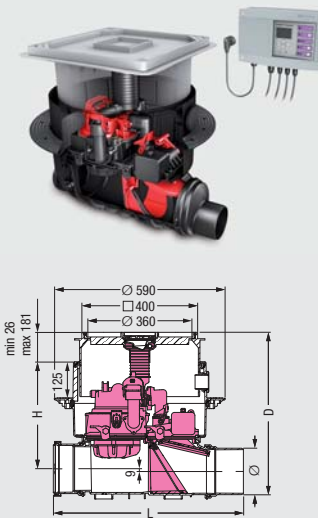


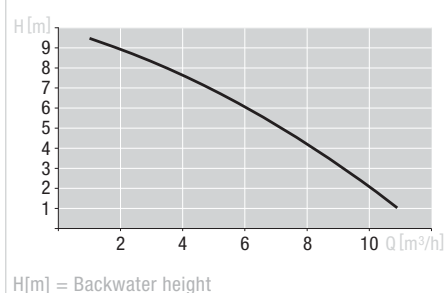
Backwater protection

1

## Pumpfix F Komfort Installation in a concrete slab/floor

Products

Illustration and dimensioned drawing	Article description	Outer diameter Ø (mm)	Article #
 <p>Installation area 750 x 750 mm</p>	<p><b>Backwater pumping station <i>Pumpfix F Komfort</i> for wastewater with or without sewage</b> made of polymer, with telescopic upper section for continuous height- and level adjustment</p> <p><b>For installation in a concrete slab/floor for installation depth (D) from 486 - 640 mm</b></p> <p><b>1 with recessed cover for on-site tiling and drain (X)</b></p> <p><b>2 with black cover and drain (S)</b></p> <p>With surface water tight cover plate class A 15 made of polymer and integrated floor drain. Installation kit with choice of cover.</p> <p>Backwater pumping station according to EN 13564 Type 3 with pump (1kW/230V) and backwater valve, pump activates during backwater, suitable for wastewater with or without sewage. Plug-and-Play control unit with connection option to building management system and alarm, display for operating status and battery back-up, protection type IP 54, with integrated self diagnosis system SDS, motorized backwater flap, <i>Pumpfix F</i> body rated protection type IP 68 (3 m, 24 h). Power cable length: 5 m (15 m available on request).</p> <p>Ø 110 L: 642 mm H: 394 mm                      Ø 125 L: 645 mm H: 387 mm                      Ø 160 L: 656 mm H: 370 mm                      Ø 200 L: 720 mm H: 348 mm</p>	<p><b>1</b></p> <p>Ø 110                      Ø 125                      Ø 160                      Ø 200*</p>	<p><b>24100X</b>  <b>24125X</b>  <b>24150X</b>  <b>24200X</b></p>
		<p><b>2</b></p> <p>Ø 110                      Ø 125                      Ø 160                      Ø 200*</p>	<p><b>24100S</b>  <b>24125S</b>  <b>24150S</b>  <b>24200S</b></p>

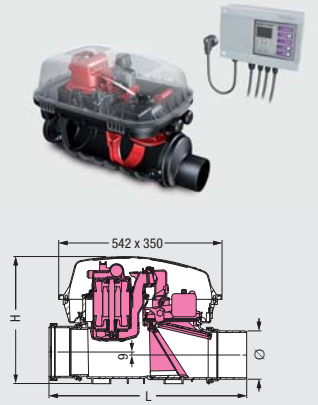


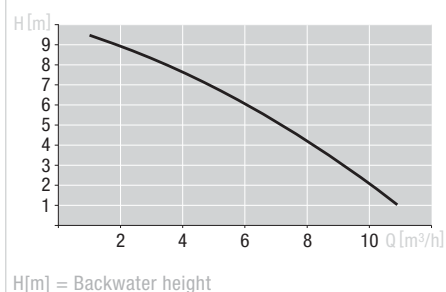
 **Certification: Z-53.2-388**

 **Accessories: Page 32 - 35**

## Pumpfix F Komfort Installation in an exposed wastewater pipe

Products

	<p><b>Backwater pumping station <i>Pumpfix F Komfort</i> for wastewater with or without sewage</b> made of polymer</p> <p><b>For installation in an exposed wastewater pipe.</b> With protective cover.</p> <p>Backwater pumping station according to EN 13564 Type 3 with pump (1kW/230V) and backwater valve, pump activates during backwater, suitable for wastewater with or without sewage. Plug-and-Play control unit with connection option to building management system and alarm, display for operating status and battery back-up, protection type IP 54, with integrated self diagnosis system SDS, motorized backwater flap, <i>Pumpfix F</i> body rated protection type IP 68 (3 m, 24 h). Power cable length: 5 m (15 m available on request).</p> <p>Ø 110 L: 642 mm H: 422 mm                      Ø 125 L: 645 mm H: 422 mm                      Ø 160 L: 656 mm H: 422 mm                      Ø 200 L: 720 mm H: 422 mm</p>	<p>Ø 110                      Ø 125                      Ø 160                      Ø 200*</p>	<p><b>24100</b>  <b>24125</b>  <b>24150</b>  <b>24200</b></p>
---	---	--	---



 **Certification: Z-53.2-388**

 **Accessories: Page 32 - 35**

# Backwater pumping stations for wastewater with or without sewage

## Installation example *Pumpfix F Komfort*



① Backwater pumping station                      ③ Sealing gasket set  
② Control unit

*Pumpfix F* pumps against backwater and discharges surface water. It protects drainage fixtures such as shower, sink, washing machine and outside steps down to the basement which are below the backwater level. The wastewater is discharged continually and without the use of energy to the sewer through gravity. In the event of backwater, reliable draining still takes place since the pump activates, macerates any solids and pumps the building's wastewater into the surcharged sewer. Control is by means of the Comfort control unit with self-diagnosis system SDS. The sealing gasket set Art. # 83023 makes installation in waterproof concrete possible.

## Installation example *Pumpfix F Komfort*



① Backwater pumping station                      ② Control unit

Function and range of application are identical to the system described above. The installation of the *Pumpfix F* is even easier in this case if the wastewater pipe is routed exposed across the basement floor. The Comfort control unit with SDS is part of the scope of supply here, too, so that safe system operation is guaranteed at all times. A low-cost investment for backwater protection in the basement compared with the property and building damage caused by basements flooded by backwater.

## Professional advantages

- **Plug & play Comfort control unit** with self-diagnosis system SDS for maximum safety.

- **Integrated drain function** to drain surface water.



- **Variable upper section** rotatable, tiltable and height adjustable

- **Installation in waterproof concrete.** Gasket set to prevent groundwater infiltration.



- Installation body with only 9 mm gradient. Ideal for renovation work.



Scan this QR code to directly view the corresponding product video.



## Professional advantages

- **Plug & play Comfort control unit** with self-diagnosis system SDS for maximum safety.

- Installation body with only 9 mm gradient. Ideal for renovation work.

- **Fully open pipe passage** with open backwater flap during normal conditions, flap is automatically closed with motor during backwater

- **Function**



Normal mode:  
Water drains with gravity



Backwater:  
Backwater flap is closed, pump activates, wastewater is discharged