
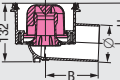

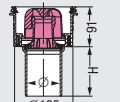

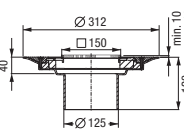

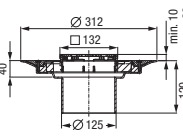






Project drains *Practicus* with connection flange

Matrix order system / Products

Drain body	Upper sections																							
<p>Practicus, in PP with connection flange with odour trap</p>   <table border="1"> <tr><td>Ø</td><td>50</td><td>75</td><td>110</td></tr> <tr><td>B</td><td>245</td><td>134</td><td>148</td></tr> <tr><td>H</td><td>120</td><td>109</td><td>92</td></tr> </table>   <table border="1"> <tr><td>Ø</td><td>50</td><td>75</td><td>110</td></tr> <tr><td>H</td><td>100</td><td>110</td><td>110</td></tr> </table>	Ø	50	75	110	B	245	134	148	H	120	109	92	Ø	50	75	110	H	100	110	110	<p>Shallow bed upper section in ABS, with mesh fabric</p>   <p>With slotted cover 138 x 138 mm and rim in stainless steel AISI 304, class L 15, screwed</p> <p>Art. # 48 963</p>	<p>Shallow bed upper section in ABS, with mesh fabric</p>   <p>With design cover Kessel 120 x 120 mm and rim in stainless steel AISI 304, class L 15, Lock & Lift System</p> <p>Art. # 48 904</p>	<p>Upper section in ABS</p>   <p>With design cover Kessel 120 x 120 mm, and rim in stainless steel AISI 304, class L 15, Lock & Lift System</p> <p>Art. # 48 201</p>	<p>Upper section in ABS</p>   <p>With slotted cover 138 x 138 mm in stainless steel AISI 304, class K 3, screwed</p> <p>Art. # 48 950</p>
Ø	50	75	110																					
B	245	134	148																					
H	120	109	92																					
Ø	50	75	110																					
H	100	110	110																					
<p>Complete drain comprising a combination of the drain body and upper section</p>																								
<p>Ø 50</p> <p>Lateral outlet Art. # 45 150</p> <p>Vertical outlet Art. # 45 250</p>	<p>45 150.51</p> <p>45 250.51</p>	<p>45 150.53</p> <p>45 250.53</p>	<p>45 150.63</p> <p>45 250.63</p>	<p>45 150.11</p> <p>45 250.11</p>																				
<p>Ø 75</p> <p>Lateral outlet Art. # 45 170</p> <p>Vertical outlet Art. # 45 270</p>	<p>45 170.51</p> <p>45 270.51</p>	<p>45 170.53</p> <p>45 270.53</p>	<p>45 170.63</p> <p>45 270.63</p>	<p>45 170.11</p> <p>45 270.11</p>																				
<p>Ø 110</p> <p>Lateral outlet Art. # 45 110</p> <p>Vertical outlet Art. # 45 210</p>	<p>45 110.51</p> <p>45 210.51</p>	<p>45 110.53</p> <p>45 210.53</p>	<p>45 110.63</p> <p>45 210.63</p>	<p>45 110.11</p> <p>45 210.11</p>																				



EN 1253-1

For other combinations and accessories see modular system page 160 - 161

U
Upper sections

A
Accessories

D
Drain bodies

