

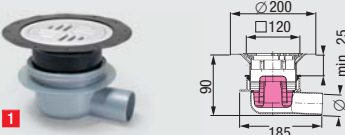

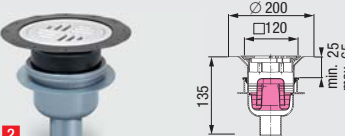




Classic		Products	
Illustration and dimensioned drawing	Article description	Outer diameter Ø (mm)	Article #
 <p>0.8 l/sec flow rate Installation area 220 x 180 mm</p>	<p><b>Bathroom drain <i>Classic</i></b> in ABS <b>with removable odour trap,</b> sealing water height 50 mm, with fixed lip seal</p> <p><b>With upper section in ABS</b></p> <p><b>Lateral outlet</b></p> <ul style="list-style-type: none"> <li><input type="checkbox"/> with recessed polymer drain cover for on-site tiling 110 x 110 mm, class K 3</li> <li><input type="checkbox"/> with slotted cover 100 x 100 mm in stainless steel AISI 304, class K 3</li> </ul> <p><b>Vertical outlet</b></p> <ul style="list-style-type: none"> <li><input type="checkbox"/> with recessed polymer drain cover for on-site tiling 110 x 110 mm, class K 3</li> <li><input type="checkbox"/> with slotted cover 100 x 100 mm in stainless steel AISI 304, class K 3</li> </ul> <p> EN 1253-1</p>	<p>Ø 50</p> <p>Ø 75</p> <p>Ø 50</p> <p>Ø 75</p> <p>Ø 50</p> <p>Ø 75</p> <p>Ø 50</p> <p>Ø 75</p>	<p>40 150.66</p> <p>40 170.66</p> <p>40 150.20</p> <p>40 170.20</p> <p>40 250.66</p> <p>40 270.66</p> <p>40 250.20</p> <p>40 270.20</p>
 <p>0.8 l/sec flow rate Installation area 220 x 180 mm</p>	<p><b>Bathroom drain <i>Classic</i></b> in ABS lateral outlet 2.5°/vertical outlet, <b>with removable odour trap,</b> sealing water height 50 mm, with fixed lip seal</p> <p><b>1 Lateral outlet</b></p> <p><b>2 Vertical outlet</b></p> <p><b>Upper section with sealing flange</b> for use with 1 - 4 mm vinyl / synthetic flooring</p> <ul style="list-style-type: none"> <li><input type="checkbox"/> with slotted cover made of polymer, grey, class K 3 (able to withstand loads up to max. 300 kg).</li> </ul> <p> EN 1253-1</p>	<p><b>1</b> Ø 50</p> <p>Ø 75</p> <p><b>2</b> Ø 50</p> <p>Ø 75</p>	<p>40 150.30</p> <p>40 170.30</p> <p>40 250.30</p> <p>40 270.30</p>
 <p>0.8 l/sec flow rate Installation area 180 x 180 mm</p>	<p><b>Bathroom drain <i>Classic</i></b> in ABS lateral outlet 2.5°/vertical outlet, <b>with removable odour trap,</b> sealing water height 50 mm, with fixed lip seal</p> <p><b>1 Lateral outlet</b></p> <p><b>2 Vertical outlet</b></p> <p><b>Upper section with sealing flange</b> for use with 1 - 4 mm vinyl / synthetic flooring</p> <ul style="list-style-type: none"> <li><input type="checkbox"/> with slotted cover made of polymer, grey, class K 3 (able to withstand loads up to max. 300 kg).</li> </ul> <p> EN 1253-1</p>	<p><b>1</b> Ø 50</p> <p>Ø 75</p> <p><b>2</b> Ø 50</p> <p>Ø 75</p>	<p>40 150.30</p> <p>40 170.30</p> <p>40 250.30</p> <p>40 270.30</p>


### Installation example *Classic*



The *Classic* bathroom drain ① is a compact bathroom drain which is available in many versions. It is available both with a vertical and a horizontal outlet ② in the sizes Ø 50 and Ø 75 mm. There is an adhesive flange ③ available as an option for moisture sealing. The cover is a stainless steel cover in an oval design ④ - but *Classic* bathroom drain can also be combined with any other upper section from the System 100 range.

### Professional advantages

- **Variable upper section**  
rotatable, tiltable and height adjustable
- **Sealing system safe to install**  
The fixed lip seal reliably prevents the upper section from slipping
- With **removable odour trap** - full access for maintenance and cleaning
- **Flexible modular system** with a large number of design covers.



**SmartSelect** makes planning quite simply quicker - visit [smartselect.kessel.com](http://smartselect.kessel.com) for the configurator for alternative waterproofing options.