
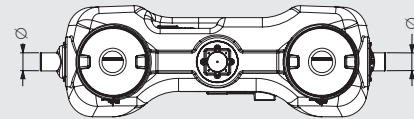
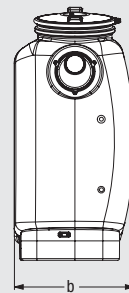
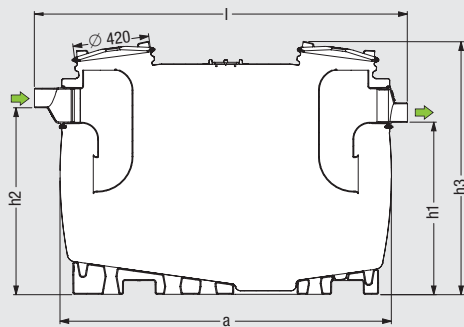


Grease separators for free-standing installation

EasyClean Basic (G)

Products

Illustration	Article description	NS	Weight	Article #			
 <p>Illustration shows Art. # 93 004.31</p> <p>Certification: Z-54.1-474</p> <p>Delivery: System completely assembled.</p> <p>Accessories: Sampling chamber, lifting stations. Retrofitting up to Auto Mix & Pump (PV+S) possible.</p>	<p>Grease separator EasyClean Basic (G) NS ...</p> <p><input type="checkbox"/> according to Euro Norm EN 1825, manufactured from virgin, non-recycled polyethylene.</p> <p>For free standing installation in frost protected areas, with integrated sludge trap, sloped interior base improves cleaning and reduces disposal time, inlet flow calming system and outlet flow regulation device, inlet and outlet interchangeable, slanted twin access covers with quick release odour tight snap closures, G version requires disposal truck with vacuum system for separator disposal, integrated fork lift grips at base of separator, 100% corrosion free polyethylene body construction (20 year warranty).</p>			without SonicControl			
					without accessories	with inspection window	
				NS 2	69 kg	93 002.01	93 002.21
				NS 3	74 kg	93 003.01	93 003.21
				NS 4	87 kg	93 004.01	93 004.21
				NS 7	135 kg	93 007.01	93 007.21
				NS 10	181 kg	93 010.01	93 010.21
					with refill inlet	with inspection window and refill inlet	
				NS 2	69 kg	93 002.11	93 002.31
				NS 3	74 kg	93 003.11	93 003.31
				NS 4	87 kg	93 004.11	93 004.31
				NS 7	135 kg	93 007.11	93 007.31
				NS 10	181 kg	93 010.11	93 010.31
						with SonicControl	
	without accessories	with inspection window					
NS 2	69 kg	93 002.02	93 002.22				
NS 3	74 kg	93 003.02	93 003.22				
NS 4	87 kg	93 004.02	93 004.22				
NS 7	135 kg	93 007.02	93 007.22				
NS 10	181 kg	93 010.02	93 010.22				
	with refill inlet	with inspection window and refill inlet					
NS 2	69 kg	93 002.12	93 002.32				
NS 3	74 kg	93 003.12	93 003.32				
NS 4	87 kg	93 004.12	93 004.32				
NS 7	135 kg	93 007.12	93 007.32				
NS 10	181 kg	93 010.12	93 010.32				



Ø = Outer diameter

Technical note see page 274

Nominal size	Ø	a	Installation dimensions			h1	h2	h3	Wastewater contents		Grease separator	Total
			l	x	b				Sludge trap	Separators		
NS 2	110	1500	1735		680	985	1055	1435	200 l	400 l	100 l	600 l
NS 3	110	1500	1735		680	985	1055	1435	300 l	300 l	120 l	600 l
NS 4	110	1880	2115		680	985	1055	1435	400 l	400 l	160 l	800 l
NS 7	160	1910	2145		940	1185	1255	1655	700 l	650 l	280 l	1350 l
NS 10	160	2590	2820		940	1185	1255	1655	1000 l	900 l	400 l	1900 l

Grease separators for free-standing installation

Installation example *EasyClean Basic (G)*



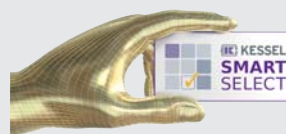
- ① Grease separator ③ Sampling chamber
② Suction hose ④ Lifting station

EasyClean Basic (G) grease separators are designed according to EN 1825-1. These separators distinguish themselves through their ease of installation and nearly maintenance free characteristics.

According to DIN V 4040-2, the complete contents of the separator should be emptied, the unit cleaned and refilled with clean cold water every fourteen days or at a minimum of every month. To empty the contents of the separator the odour tight covers need to be removed. The suction hose of the disposal truck is then used to empty and rinse the inside of the separator.

Professional advantages

- **With direct disposal connection**
- **Low-maintenance operation**
- **Complete System Solution**
In addition to individual grease separators, KESSEL also offers complete separator packages consisting of grease separator, properly matched lifting station and advantageous accessories. All from one source - KESSEL.
- **Individual Solutions**
Contact us directly to discuss your requirement.
- **Grease separator calculation**



SmartSelect simply makes planning easier – calculation tool for separators at smartselect.kessel.com



Scan this QR code to directly view the corresponding product video.



Installation hints

Important is that a sampling chamber is installed after the outlet of the separator. The separator is installed completely level on a flat firm surface in a frost free area. The height of the room in which the separator is installed should allow easy removal and access of the two lids. In the case that the outlet of the separator is located below the local defined backwater level, a lifting station is to be installed according to EN 12056. In situations where the interruption of separator service is not allowable, a lifting station with double pumps is to be installed.

Notice

The *EasyClean Basic (G)* separator can be upgraded to a any other version (with permanently installed disposal lines) at any time. It should only be installed in areas where:

- the release of strong and aggressive odours will not pose a problem
- accessing the separator with the disposal hose of the disposal truck will not cause problems or inconveniences.

Retrofit Sets

<input type="checkbox"/> Standard (D) With direct disposal connection		913 101/D
<input type="checkbox"/> Mix (D+S) 1 NS 2-7 2 NS 10 Pump, refill inlet, 1 manual hand valve and direct disposal connection	1	913 101/DS
	2	913 101/DS10
<input type="checkbox"/> Auto Mix (D+SP) 1 NS 2-7 2 NS 10 Pump, refill inlet, inspection window, 2 solenoid valves, direct disposal connection and control unit	1	913 101/DSP
	2	913 101/DSP10
<input type="checkbox"/> Mix&Pump (M+S) 1 NS 2-7 2 NS 10 Pump, refill inlet, inspection window, 1 manual hand valve, direct disposal connection and control unit	1	913 101/MS
	2	913 101/MS10
<input type="checkbox"/> Auto Mix&Pump (PV+S) 1 NS 2-7 2 NS 10 Pump, refill inlet, inspection window, 2 solenoid valves, direct disposal connection and control unit	1	913 101/PVS
	2	913 101/PVS10