








230 V Comfort control unit

Illustration	Article description	Article # Mono	Article # Duo
	230 V Comfort control units		
	Mono-/Duo control unit		
	<input type="checkbox"/> Extremely versatile sensor system for measuring the level of wastewater with and without sewage. Including level probe for pneumatic level measurement and failure detection of the level probe via the control unit. For greasy wastewater or wastewater at higher temperature, the use of a small compressor is not necessary.		
	7 with hydrostatic level sensor/without extra alarm probe 10 m level probe cable (can be extended to 30 m)	7 28 731 P	28 746 P
	8 with hydrostatic level sensor/float switch with float switch for alarm level measurement 10 m level probe cable (can be extended to 30 m) 10 m float switch cable (can be extended to 30 m)	8 28 731 PS	28 746 PS
	Mono-/Duo control unit		
	<input type="checkbox"/> sensor system for level measurement for wastewater without sewage. Including alarm level measurement. Not suitable for rainwater or non-diluted condensate. Including conductance probes for the measuring of ON 1, ON 2 (28 746-LLF/28746-LLV only), OFF and ALARM level. Switching points cannot be adjusted freely.		
	Mono control unit		
	9 with conductance probe/conductance probe Level ON/OFF fixed, alarm level can be adjusted 5 m cable for conductance probe	9 28 731 LL	-
	Duo control units		
	10 with conductance probe/conductance probe ON 1 fixed/ON 2 variable/ALARM with fixed distance to ON 2 5 m cable for conductance probe	10 -	28 746 LLF
	11 with conductance probe/conductance probe ON 1 variable/ON 2 fixed/ALARM with fixed distance to ON 2 5 m cable for conductance probe)	11 -	28 746 LLV
	Hydrostatic level sensor level sensor cable 10 m	28 082	28 082
	Float switch float switch cable 10 m float switch cable 20 m	185-043 185-045	185-043 185-045

400 V Comfort control unit

Illustration	Article description	Article # Mono	Article # Duo
	400 V Comfort control unit		
	suitable for max. switching current from - to		
	2.5 - 4.0 A Mono	28 755	-
	4.0 - 6.3 A Mono	28 756	-
	6.3 - 10.0 A Mono	28 781	-
	2 x 2.5 - 4.0 A Duo	-	28 757
	2 x 4.0 - 6.3 A Duo	-	28 758
	2 x 6.3 - 10.0 A Duo	-	28 783
	2.5 - 4.0 A ATEX version, Mono	28 759	-
	4.0 - 6.3 A ATEX version, Mono	28 761	-
	2 x 2.5 - 4.0 A ATEX version, Duo	-	28 762
	2 x 4.0 - 6.3 A ATEX version, Duo	-	28 763