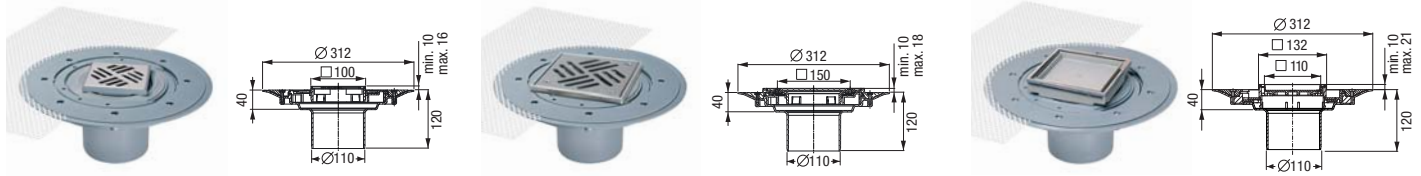


Bathroom drains *Classic* and *"The Superflat"* System 100

Variofix shallow bed upper sections



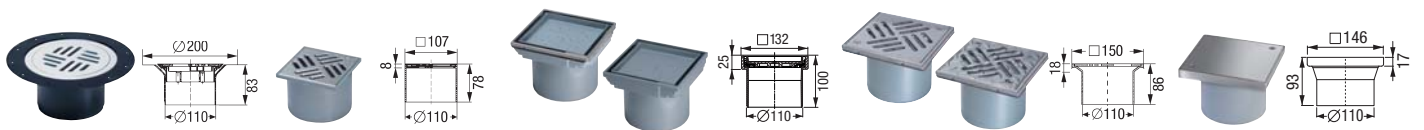
in ABS, vertical and lateral adjustable, incl. mesh fabric

with standard slotted cover □ 95 mm
in stainless steel AISI 304,
class K 3.
For tile thickness of 6-14 mm
Art. # 47 901

with slotted cover/rim □ 138 mm
in stainless steel AISI 304,
class L 15, screwed.
For tile thickness of 8-16 mm
Art. # 47 902

with recessed polymer cover
for on-site tiling □ 110 mm
and rim in stainless steel AISI 304,
class K 3, with locking system
Art. # 47 906

Upper sections



in PP...

with sealing flange
for use with 1 - 4 mm
vinyl / synthetic flooring,
slotted cover
made of polymer,
Ø 120 mm, class K 3
Art. # 27 192

in ABS...

with slotted cover
□ 100 mm
in stainless steel
AISI 304, class K 3
Art. # 27 165

in ABS, tileable...

□ 110 mm, made of polymer,
class K 3
with rim
in stainless steel
AISI 304
Art. # 27 211

with rim
in polymer
Art. # 27 210

in ABS...

with slotted cover □ 138 mm
and rim
in stainless steel AISI 304
Class L 15
Art. # 27 176, non-slip
Class K 3
Art. # 27 196

in ABS...

with rim and a closed
cover □ 150 mm
in stainless steel
AISI 304, screwed,
with gasket, class L 15
Art. # 27 196G

Accessories



Waterproofing flange

with counter flange
(also for compound seal)
Art. # 43 401

Extension section

in PP, with pressure sealing flange
in stainless steel AISI 304,
flange width 63 mm
Art. # 27 198

Extension section


in ABS, with glue flange and
counter flange
Art. # 27 199

With waterproofing flange and
waterproof membrane

pre-mounted in PVC
1200 x 1200 mm Art. # 43 401.91
1800 x 2000 mm Art. # 43 401.93

Elastomer waterproof membrane □ 500 mm

in PVC Art. # 43 710
in EPDM Art. # 43 730



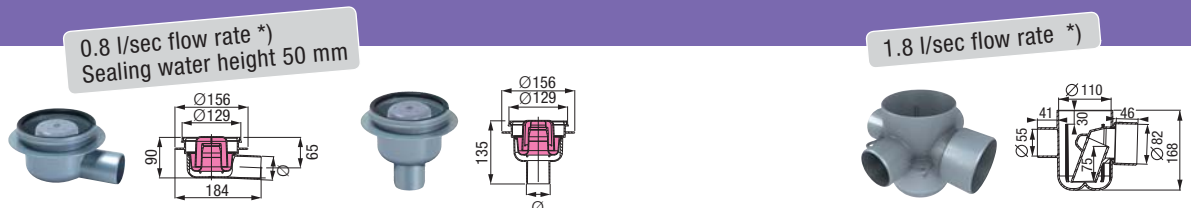
Mesh fabric

for Art. # 43 401
Art. # 219-153A

Waterproof membrane in PVC
without punched-out hole
1800 x 2000 mm Art. # 43 711

The waterproof membrane in PVC and EPDM are
not suitable for connections to asphalt sheeting.

Drain bodies



Bathroom drain *Classic* in ABS

with removable odour trap		
Ø	Lateral outlet	Vertical outlet
50	Art. # 40 150	Art. # 40 250
75	Art. # 40 170	Art. # 40 270



without removable odour trap		
Ø	Lateral outlet	Vertical outlet
50	Art. # 40 151	Art. # 40 251
75	Art. # 40 171	Art. # 40 271

Floordrain ME in ABS

Three lateral inlets Ø 55,
one lateral outlet Ø 82,
with removable odour trap

Glue connection
according to BS 5255
Art. # 37 3001

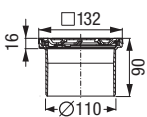
Modular system with covers in stainless steel AISI 304



in ABS, vertical and lateral adjustable, incl. mesh fabric

with design cover **Kessel** □ 120 mm
and rim in stainless steel AISI 304, class L 15.
For tile thickness of 8-21 mm, *Lock & Lift* System
Art. # 47 904

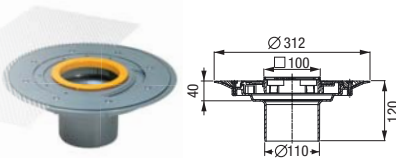
with design cover **Oval** □ 120 mm
and rim in stainless steel AISI 304, class L 15.
For tile thickness of 8-21 mm, *Lock & Lift* System
Art. # 47 905



in ABS

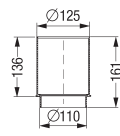
design covers □ 120 mm and rim in stainless steel AISI 304, class K 3 / L 15 with or without *Lock & Lift* System.

	Kessel (Cl. L 15)	Oval (Cl. L 15)	Spot (Cl. K 3)	Cross (Cl. K 3)	Festival (Cl. K 3)	Parade (Cl. K 3)	Slot (Cl. K 3)	Sticks (Cl. K 3)
with <i>Lock & Lift</i> ... Art. #	27 201	27 202	27 221	27 213	27 215	27 224	27 219	27 217
without <i>Lock & Lift</i> ... Art. #	27 225	27 226	27 220	27 212	27 214	27 223	27 218	27 216



Intermediate section with glue flange

in ABS, for shallow bed gasket
incl. mesh fabric, Art. # 47 900



Extension section

in ABS, with lip seal
Art. # 27 146

Multistop

odour, foam, rodent
and insect stop
Art. # 43 500



Hair filter

made of polymer, Ø 108 mm
Art. # 43 700

Transition section

with sealing ring Ø 50
Ø 50/75 Art. # 27 126
Ø 50/40 Art. # 27 118



Sludge trap

made of polymer
Art. # 27 168

Conversion kit, "DIN push-fit connection"

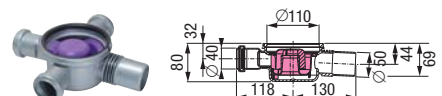
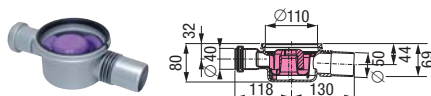
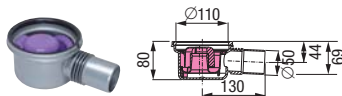
for article: 37 3001
Consist of
3 inlet adapter Ø 50 mm,
1 outlet adapter Ø 75 mm
and 1 push-fit connection
for upper section Ø 110,
EN 1451-1
Art. # 37 3008

Conversion kit, "DIN glue connection"

for article: 37 3001
Consist of
3 inlet adapter Ø 50 mm,
and 1 outlet adapter Ø 75,
EN 1451-1
Art. # 37 3007

0.8 l/sec flow rate *)
Sealing water height 30 mm

*) according to EN 1253 - 20 mm threshold



Bathroom drain "The Superflat" in PP

Lateral outlet Ø 50, with removable odour trap

Without lateral inlet
Art. # 42 700

One lateral inlet Ø 40
Art. # 42 701

Three lateral inlets Ø 40
Art. # 42 703