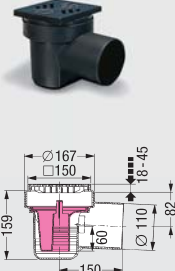
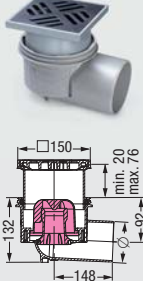
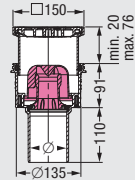
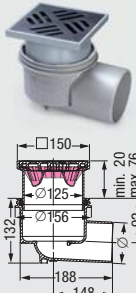
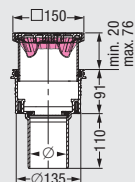


Basement drains

Illustration and dimensioned drawing	Article description	Outer diameter Ø (mm)	Article #
 <p data-bbox="175 772 470 817">1.6 l/sec flow rate Installation area 220 x 280 mm</p>	<p data-bbox="558 313 1053 537">Basement drain in PP Lateral outlet 2.5°, with removable odour trap and sludge trap. With upper section in PP</p> <ul data-bbox="558 436 1053 537" style="list-style-type: none"> <input type="checkbox"/> with slotted cover 150 x 150 mm made of polymer, black. Class K 3 (able to withstand loads up to max. 300 kg). 	<p data-bbox="1133 313 1244 347">Ø 110</p>	<p data-bbox="1356 313 1436 347">36 501</p>
 <p data-bbox="175 1153 470 1198">1.8 l/sec flow rate Installation area 220 x 180 mm</p>  <p data-bbox="175 1422 470 1467">1.8 l/sec flow rate Installation area 180 x 180 mm</p>	<p data-bbox="558 840 1053 952">Basement drain in PP With removable odour trap With lip seal and protective cover for use during construction.</p> <p data-bbox="558 963 1053 1075">With upper section in ABS Lateral outlet 2.5°</p> <ul data-bbox="558 1030 1053 1108" style="list-style-type: none"> <input type="checkbox"/> with slotted cover 138 x 138 mm in ABS, black. Class K 3 (able to withstand loads up to max. 300 kg). <p data-bbox="558 1120 1053 1232">Vertical outlet</p> <ul data-bbox="558 1153 1053 1232" style="list-style-type: none"> <input type="checkbox"/> with slotted cover 138 x 138 mm in ABS, black. Class K 3 (able to withstand loads up to max. 300 kg). 	<p data-bbox="1133 996 1244 1030">Ø 110</p> <p data-bbox="1133 1120 1244 1153">Ø 110</p>	<p data-bbox="1348 996 1444 1030">45 110.40</p> <p data-bbox="1348 1120 1444 1153">45 210.40</p>
 <p data-bbox="175 1814 470 1859">1.8 l/sec flow rate Installation area 220 x 180 mm</p>  <p data-bbox="175 2083 470 2128">1.8 l/sec flow rate Installation area 180 x 180 mm</p>	<p data-bbox="558 1500 1053 1612">Basement drain in PP Without removable odour trap, with sludge trap With lip seal and protective cover for use during construction.</p> <p data-bbox="558 1624 1053 1736">With upper section in ABS Lateral outlet 2.5°</p> <ul data-bbox="558 1691 1053 1769" style="list-style-type: none"> <input type="checkbox"/> with slotted cover 138 x 138 mm in ABS, black. Class K 3 (able to withstand loads up to max. 300 kg). <p data-bbox="558 1780 1053 1892">Vertical outlet</p> <ul data-bbox="558 1814 1053 1892" style="list-style-type: none"> <input type="checkbox"/> with slotted cover 138 x 138 mm in ABS, black. Class K 3 (able to withstand loads up to max. 300 kg). 	<p data-bbox="1133 1657 1244 1691">Ø 110</p> <p data-bbox="1133 1780 1244 1814">Ø 110</p>	<p data-bbox="1356 1657 1436 1691">34 101</p> <p data-bbox="1356 1780 1436 1814">34 102</p>

