

# Grease separators for free-standing installation

## EasyClean Mix & Pump (M+S)

NS 2 - 10



**Certification:** Z-54.1-474

**Delivery:**

System completely assembled.

**Accessories:**

Sampling chamber, lifting stations, TeleControl

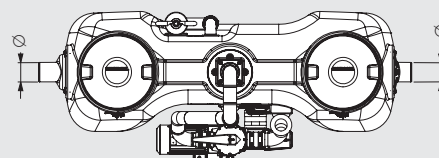

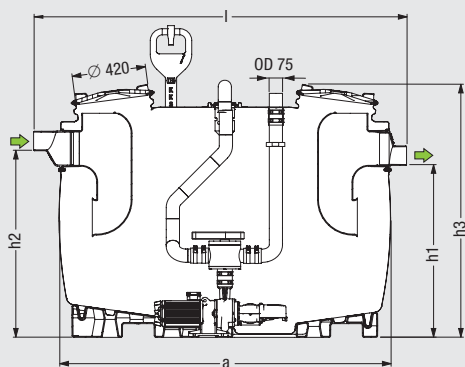
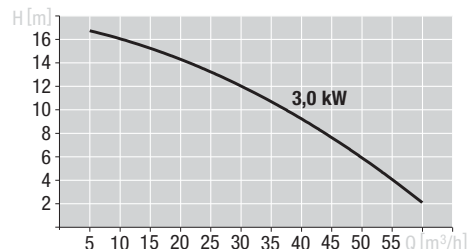
**Grease separator  
EasyClean Mix & Pump (M+S) NS ...**

□ according to Euro Norm EN 1825, manufactured from virgin, non-recycled polyethylene, pumping capacity 3.0 kW  
5 m cable length

For free standing installation in frost protected areas, with integrated sludge trap, sloped interior base improves cleaning and reduces disposal time, inlet flow calming system and outlet flow regulation device, inlet and outlet interchangeable, slanted twin access covers with quick release odour tight snap closures, inspection window with interior cleaning arm, M+S version manually controlled odour free disposal, cleaning and refilling system at touch of button, maintenance free macerating motor (stainless steel blades) for separator cleaning and disposal, includes closure valve for easy motor removal, motor floor mount included with installation hardware and anti-vibration matt, manual hand valve for transfer from cleaning to disposal mode, top mounted water jet(s) for grease layer breakup and water spray nozzles for interior wall cleaning during disposal, with control unit and mains power safety on/off switch, with BMS connections, 1 inch manual hand valve for water refill, 1 inch interior threaded refill inlet with air gap, 75 mm OD PN 10 pressure disposal pipe, with integrated fork lift grips at base of separator, low weight - compact design, 100 % corrosion free polyethylene body construction (20 year warranty).

NS	Weight	Article #
<b>without SonicControl</b>		
NS 2	155 kg	93 002.01/MS
NS 3	160 kg	93 003.01/MS
NS 4	173 kg	93 004.01/MS
NS 7	221 kg	93 007.01/MS
NS 10	267 kg	93 010.01/MS
<b>with SonicControl</b>		
NS 2	155 kg	93 002.02/MS
NS 3	160 kg	93 003.02/MS
NS 4	173 kg	93 004.02/MS
NS 7	221 kg	93 007.02/MS
NS 10	267 kg	93 010.02/MS

**Disposal pump performance curve**



∅ = Outer diameter  
b1 = Set-up dimensions

Technical note see page 283

Nominal size	∅	a	Installation dimensions				b1	h1	h2	h3	Sludge	Grease	Total (including water)
			l	x	b								
NS 2	110	1500	1735		680	860	985	1055	1435	200 l	100 l	600 l	
NS 3	110	1500	1735		680	860	985	1055	1435	300 l	120 l	600 l	
NS 4	110	1880	2115		680	860	985	1055	1435	400 l	160 l	800 l	
NS 7	160	1910	2145		940	1130	1185	1255	1655	700 l	280 l	1350 l	
NS 10	160	2590	2820		940	1130	1185	1255	1655	1000 l	400 l	1900 l	

## Grease separators for free-standing installation

### Installation example *EasyClean Mix & Pump (M+S)*



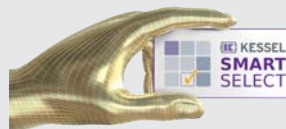
- |                                 |                    |
|---------------------------------|--------------------|
| ① Grease separator              | ⑤ Control unit     |
| ② Shredder-Mix-System           | ⑥ Sampling chamber |
| ③ Disposal line                 | ⑦ Lifting station  |
| ④ Connection for disposal truck |                    |

*EasyClean Mix & Pump (M+S)* grease separators are designed according to EN 1825-1 and are equipped with an automated self-cleaning system as well as a pumping disposal system. These separators distinguish themselves through their ease of installation and nearly maintenance free characteristics.

The advantage of the *EasyClean Mix & Pump (M+S)* separators is that disposal can take place through permanently installed disposal lines while the twin covers of the separator remain closed. With this advantage, the disposal truck can hook up to a connection on an exterior wall of the building so that the pump of the separator can pump the separator contents into the waiting disposal truck without any unpleasant odours escaping. After the contents of the separator have been pumped out, the interior of the separator is automatically rinsed and cleaned with warm water in a multi-step process which is manually controlled from the control unit. According to DIN V 4040-2, the complete contents of the separator should be emptied, the unit cleaned and refilled with clean cold water every fourteen days or at a minimum of once every month.

### Professional advantages

- **Manual disposal and rinsing device**
- **Shredder-Mix-System for homogenisation of the tank contents**
- **3.0 kW pump**
- **Clean and odour-free disposal and cleaning**
- **Simple control**
- **Complete System Solution**  
In addition to individual grease separators, KESSEL also offers complete separator packages consisting of grease separator, properly matched lifting station and advantageous accessories. All from one source - KESSEL.
- **Individual Solutions**  
KESSEL offers a fully staffed Individual Solutions Department with experience in designing and manufacturing drainage products exactly meeting your specifications. For additional information please contact us directly to discuss your requirement. Contact information is found on page 5.
- **Grease separator calculation**



**SmartSelect** simply makes planning easier – calculation tool for separators at [smartselect.kessel.com](http://smartselect.kessel.com)



Scan this QR code to directly view the corresponding product video.



### Installation hints

Important is that a sampling chamber is installed after the outlet of the separator. The separator is installed completely level on a flat firm surface in a frost free area. The height of the room in which the separator is installed should allow easy removal and access of the two lids. In the case that the outlet of the separator is located below the local defined backwater level, a lifting station is to be installed according to EN 12056. In situations where the interruption of separator service is not allowable, a lifting station with double pumps is to be installed.

### Notice

*EasyClean Mix & Pump (M+S)* separators should be installed in all areas where nuisance odour problems are either undesired or not allowed.