

Lifting station *Aqualift F Compact Mono/Duo*

for installation in a concrete slab/floor



Tank volume: 40 liters

Polyethylene storage chamber for installation in a concrete slab/floor, with recessed cover for on-site tiling and drain, installation depth (D) 490 to 600 mm, with odour trap, sealing water height 50 mm, with lateral inlet Ø 110.

Installation area 800 × 800 mm.

Upper section and cover

With telescopic upper section for free height and level adjustment, recessed cover for on-site tiling, made of polymer class A 15, with moisture protective sealing flange.

Pump

Single or twin removable *SPZ* pump(s), pressure sensor controlled, with integrated backwater flap.

Control unit

with SDS control unit (self-diagnosis system) for fully automatic pump control, splash water protected (IP 54), wall mounted.

Pressure connection: 1 1/2 inch outer thread or pressure pipe Ø 40 mm for PVC glued connection or pressure pipe set (Art. no. 28 040).

Power cable length: 5 m

Note: A ventilation pipe must be provided for on site.

➤ **Accessories:** page 109



Illustration shows Mono version 28 701-C


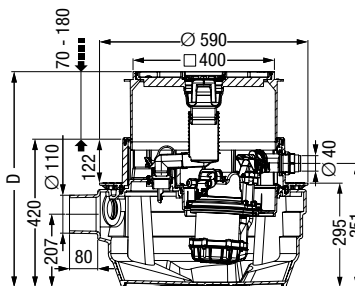
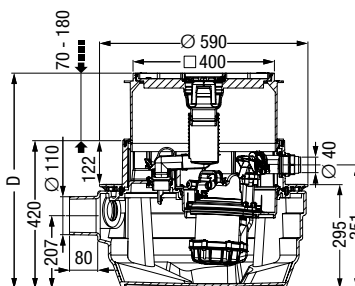


Illustration shows Duo version 28 704-C



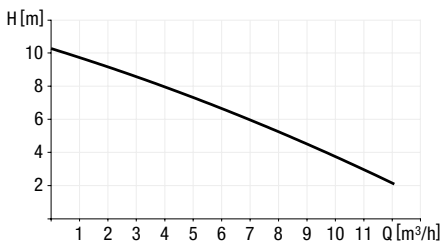
Mono version with one pump

SPZ pump	Voltage	Art. no.
With recessed cover for on-site tiling		
1000-S3	230 V	28 701-C
With black cover		
1000-S3	230 V	28 701S

Duo version with two pumps

SPZ pump	Voltage	Art. no.
With recessed cover for on-site tiling		
1000-S3	230 V	28 704-C
With black cover		
1000-S3	230 V	28 704S

Pumping capacity



Pump type

Current type

Voltage

Current

Motor rating P1/P2

RPM

Motor protection

Pumping height

Pumping capacity

SPZ 1000-S3-30%*	Alternating current	230 V	4.9 A	1080 W / 620 W	2800 min ⁻¹	integrated	max. 9.5 m	10.9 m ³ /h
-------------------------	---------------------	-------	-------	----------------	------------------------	------------	------------	------------------------

*Definition of S3-pumps see page 95