

Lifting station *Aqualift F Basic* for free-standing installation in frost-free rooms



Tank volume: 50 liters
Pump volume: 20 liters

Polyethylene storage chamber with screwed access opening. Inlet connection from above \varnothing 50/110 mm. Two additional \varnothing 110 mm inlet connections at both sides. With \varnothing 75 mm vent connection. Connection coupling for emergency diaphragm pump \varnothing 32 mm.

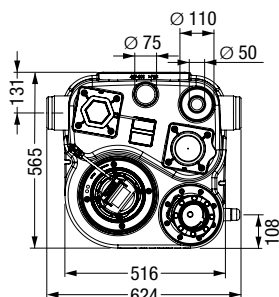
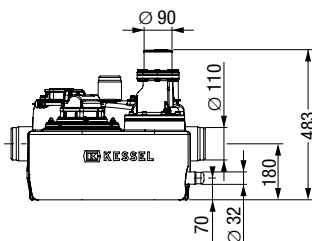
Pump
SPF 1300 pump for wastewater with or without sewage, float switch controlled (level and alarm) with multi-vane impeller. Open channel passage 40 mm. Pump is rated submersible. Pump cable length 5 m. Including back-water preventer, with plastic spigot pressure outlet \varnothing 90 mm including elastic hose connection.

Control unit Basic 230 V
with function display, button for manual pump start and to reset alarm. Battery buffered alarms (battery included). With connection option for on-site potential free-contact.

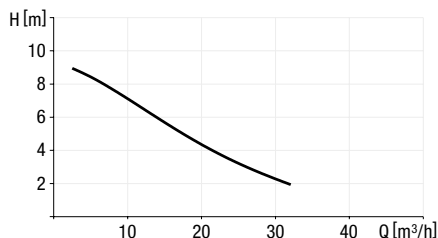
➤ **Accessories:** page 120



SPF pump	Voltage	Art. no.
1300-S3	230 V	28 798



Pumping capacity



Pump type	Input Power (P1)	Power (P2)	Voltage	Frequency	Amperage	Fuses	Cable connections 5 m Length	Media temperature	Weight (Pump)	Protection	RPM	Pumping capacity	Pumping height
SPF 1300-S3-15%*	1.5 kW	1.0 kW	230 V	50 Hz	6.7 A	C 10 A	3 × 1.5 mm ²	40°C	approx. 24 kg	IP 54	2.900	32 m ³ /h	9.2 m

*Definition of S3-pumps see page 95