

Engineering systems base *Aqualift F XL Mono/Duo*

Wet installation, for outdoor underground installation



Pump volume: max. 900 liters

Polyethylene system base (corrugated chamber) for underground installation, resistant to aggressive media. With Ø 160 mm inlet. For connection to Ø 1000 mm system chamber. Handles groundwater depths up to 3000 mm.

With **single or twin removable wastewater pump(s)**

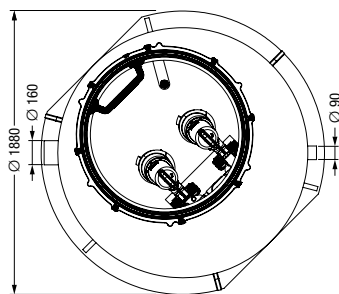
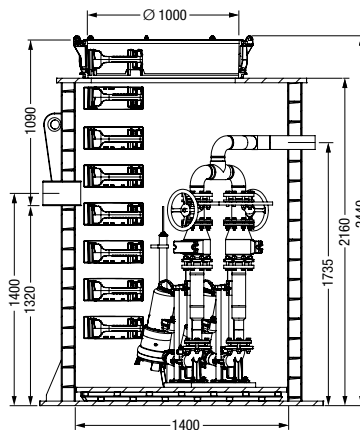
- with macerator (STZ)
- with multi-vane impeller (GTF)
- single-channel impeller (GTK)

for wastewater with or without sewage (without ATEX requirements). With hydrostatic sensor for level measurement. Pressure pipe Ø 90 mm outside diameter (welded PE pipe is to be used for the pressure pipe), including backflow preventer and closure valve on pressure pipe side. Power cable length: 10 m (30 m on request).

Control unit

With control unit with self-diagnosis system (SDS), battery buffering and logbook function, control unit is splashproof (IP 54).

- **Installation:** in combination with system chambers page 162 – 163
- **Accessories:** pages 164



Mono version with one pump

STZ pump	Pumping volume in liters	Voltage	Art. no.
4400-S1	820	400 V	874 30 35
5200-S1	820	400 V	874 30 36
7500-S1	820	400 V	874 30 37
11000-S1	820	400 V	874 30 38

GTF pump	Pumping volume in liters	Voltage	Art. no.
5200-S1	900	400 V	874 30 43

GTK pump	Pumping volume in liters	Voltage	Art. no.
5200-S1	900	400 V	874 30 45

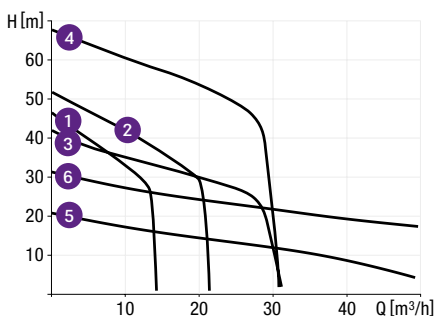
Duo version with two pumps

STZ pump	Pumping volume in liters	Voltage	Art. no.
4400-S1	800	400 V	874 30 39
5200-S1	800	400 V	874 30 40
7500-S1	800	400 V	874 30 41
11000-S1	800	400 V	874 30 42

GTF pump	Pumping volume in liters	Voltage	Art. no.
5200-S1	880	400 V	874 30 44

GTK pump	Pumping volume in liters	Voltage	Art. no.
5200-S1	880	400 V	874 30 46

Pumping capacity



Pump type	Voltage	Amperage	Input Power (P1)	Power (P2)	Pumping capacity	Pumping height
➊ STZ 4400-S1*	400 V	7.5 A	4.4 kW	3.7 kW	21.3 m³/h	46.7 m
➋ STZ 5200-S1*	400 V	8.7 A	5.2 kW	4.4 kW	21.3 m³/h	52 m
➌ STZ 7500-S1*	400 V	13 A	7.5 kW	6.4 kW	30.7 m³/h	42 m
➍ STZ 11000-S1*	400 V	18.8 A	11 kW	9.5 kW	30.6 m³/h	68 m
➎ GTF 5200-S1*	400 V	8.7 A	5.2 kW	4.4 kW	52.8 m³/h	21 m
➏ GTK 5200-S1*	400 V	8.7 A	5.2 kW	4.4 kW	51.6 m³/h	31.6 m

*Definition of S1-pumps see page 95