

Ecoguss with glue flange

Matrix order system

System 125



Drain body

Ecoguss with glue flange

for connection to SML-pipe, with odour trap.
 Drainage capacity in l/sec with 20 mm / 10 mm threshold see table*
 Sealing water height 50 mm

Modular system

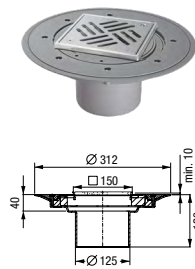
see pages 236 – 237

Upper sections

Shallow bed upper section in ABS
 with enclosed waterproofing membrane

Slotted cover

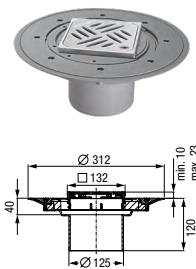
138 × 138 mm and rim in stainless steel AISI 304, class K 3, screwed



Art. no. **48 963**

Design cover Kessel

120 × 120 mm and rim in stainless steel AISI 304, class L 15, Lock & Lift locking system

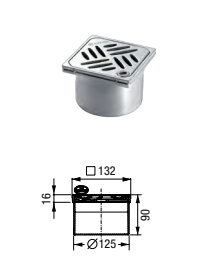


Art. no. **48 904**

Upper section in ABS

Design cover Kessel

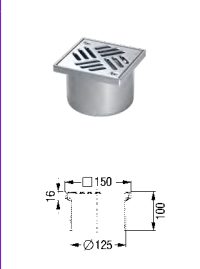
120 × 120 mm and rim in stainless steel AISI 304, class L 15, Lock & Lift locking system



Art. no. **48 201**

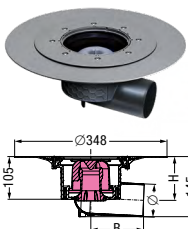
Slotted cover

138 × 138 mm in stainless steel AISI 304, class K 3, screwed



Art. no. **48 950**

Drain body with lateral outlet



Ø	H	B
58	120	245
78	107	134
83	106	134
110	90	148

Ø 58 Art. no. **48 558**

Ø 78 Art. no. **48 578**

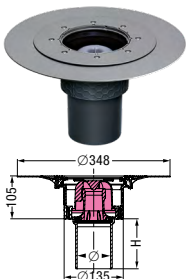
Ø 83 Art. no. **48 583**

Ø 110 Art. no. **48 511**

Complete drain comprising a combination of the upper section and drain body

Art. no.	Art. no.	Art. no.	Art. no.	Art. no.
48 558.51	48 558.53	48 558.63	48 558.11	Drainage capacity* 1.6 / 1.3
Drainage capacity* 1.6 / 1.2	Drainage capacity* 1.5 / 1.2	Drainage capacity* 1.4 / 1.0	Drainage capacity* 1.4 / 1.0	
48 578.51	48 578.53	48 578.63	48 578.11	Drainage capacity* 1.6 / 1.2
Drainage capacity* 1.6 / 1.2	Drainage capacity* 1.5 / 1.2	Drainage capacity* 1.4 / 1.1	Drainage capacity* 1.4 / 1.1	
48 583.51	48 583.53	48 583.63	48 583.11	Drainage capacity* 1.6 / 1.2
Drainage capacity* 1.6 / 1.2	Drainage capacity* 1.5 / 1.2	Drainage capacity* 1.4 / 1.1	Drainage capacity* 1.4 / 1.1	
48 511.51	48 511.53	48 511.63	48 511.11	Drainage capacity* 1.8 / 1.0
Drainage capacity* 1.8 / 1.0	Drainage capacity* 1.8 / 1.0	Drainage capacity* 1.6 / 1.0	Drainage capacity* 1.6 / 1.0	

Drain body with vertical outlet



Ø	H
58	100
78	110
83	110
110	110

Ø 58 Art. no. **48 658**

Ø 78 Art. no. **48 678**

Ø 83 Art. no. **48 683**

Ø 110 Art. no. **48 611**

Complete drain comprising a combination of the upper section and drain body

Art. no.	Art. no.	Art. no.	Art. no.	Art. no.
48 658.51	48 658.53	48 658.63	48 658.11	Drainage capacity* 2.2 / 1.3
Drainage capacity* 2.2 / 1.3	Drainage capacity* 2.2 / 1.3	Drainage capacity* 2.0 / 1.0	Drainage capacity* 2.0 / 1.0	
48 678.51	48 678.53	48 678.63	48 678.11	Drainage capacity* 2.1 / 1.0
Drainage capacity* 2.1 / 1.0	Drainage capacity* 2.1 / 1.0	Drainage capacity* 2.0 / 1.0	Drainage capacity* 2.0 / 1.0	
48 683.51	48 683.53	48 683.63	48 683.11	Drainage capacity* 2.1 / 1.0
Drainage capacity* 2.1 / 1.0	Drainage capacity* 2.1 / 1.0	Drainage capacity* 2.0 / 1.0	Drainage capacity* 2.0 / 1.0	
48 611.51	48 611.53	48 611.63	48 611.11	Drainage capacity* 2.2 / 1.0
Drainage capacity* 2.2 / 1.0	Drainage capacity* 2.2 / 1.0	Drainage capacity* 2.0 / 1.0	Drainage capacity* 2.0 / 1.0	