

Lifting station *Aqualift F Duo* for free-standing installation in frost-free rooms



Tank volume: 120 liters
Pump volume: 50 liters

Polyethylene storage chamber with clean-out opening. With sound-absorbing underlay mat (10 mm thick). Connection for inlet \varnothing 110 and ventilation \varnothing 75, connection coupling for manual diaphragm pump \varnothing 32 mm.

Pumps

SPF pumps for wastewater with or without sewage, pressure sensor controlled with multi-vane impeller. Open channel passage 40 mm. Pumps are rated submersible (IP 68), pump cable length 5 m. Outlet with integrated non-return valve, connection coupling \varnothing 110 with hose section.

Pressure outlet:

vertical \varnothing 110 without closure valve or horizontal \varnothing 110 with closure valve

Comfort control unit

with mains power ON / OFF switch and multilingual digital display (EN, DE, FR, IT, PL, NL) showing current operational status, settings and logbook; control unit is splash proof (IP 54), wall mounted, voltage 230 / 400 V 50 Hz. With potential-free contact.

➤ Accessories: page 125



Illustration shows Art. no. 28 628-C

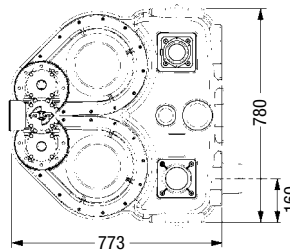
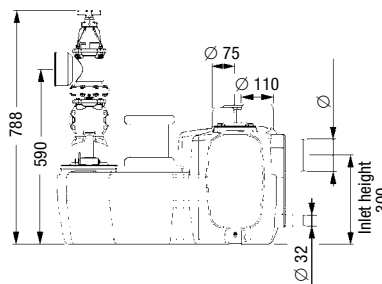
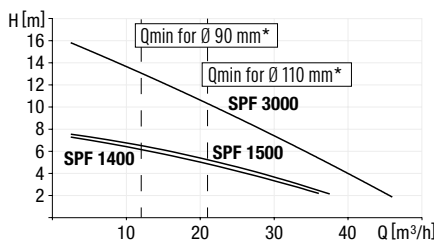


Illustration shows Art. no. 28 629-C

Duo version with two pumps

SPF pump	Voltage	Art. no.
Without closure valve		
1400-S3	230 V	28 628-C
1500-S3	400 V	28 764
3000-S3	400 V	28 765
1400-S1	230 V	11 605
1500-S1	400 V	11 604
3000-S1	400 V	11 606
With closure valve		
1400-S3	230 V	28 629-C
1500-S3	400 V	28 766
3000-S3	400 V	28 767
1400-S1	230 V	11 608
1500-S1	400 V	11 607
3000-S1	400 V	11 609

Pumping capacity



* according to EN 12056-4

Pump type	Input Power (P1)	Power (P2)	Voltage	Frequency	Amperage	Fuses surge-proof	Cable connections 5 m Length	Media temperature	Weight (Pump)	Protection	RPM	Pumping capacity	Pumping height
SPF 1400-S1/S3-100/50%*	1.6 kW	1.1 kW	230 V	50 Hz	7.3 A	16 A	3 × 1.0 mm ²	40°C	23 kg	IP 68	1.370	38 m ³ /h	7 m
SPF 1500-S1/S3-100/50%*	1.4 kW	1.1 kW	400 V	50 Hz	2.7 A	3 × 16 A	7 × 1.5 mm ²	40°C	24 kg	IP 68	1.415	40 m ³ /h	8 m
SPF 3000-S1/S3-100/50%*	3.2 kW	2.7 kW	400 V	50 Hz	5.4 A	3 × 16 A	7 × 1.5 mm ²	40°C	24 kg	IP 68	2.845	47 m ³ /h	16 m

* Definition of S1 and S3-pumps see page 95



CE EN 12050-1